

Scaled data based on original data using  
LM-79-08 Approved Method: Electrical and Photometric Measurements of Solid-  
State Lighting Products

Test Report Prepared for  
Cooper Lighting Solutions  
(formerly Eaton)

Brand: McGRAW-EDISON

Report Number: P386531

Luminaire Tested: **GWC-SA2B-722-U-SLL**

Issue Date: 3/3/2020

**Test Information**

Test Method: LM-79-08  
Report Number: P386531  
TEST IS SCALED FROM IESNA LM-79-08 TEST DATA (G2-1903-205-26)  
Test Lab: INNOVATION CENTER  
Issue Date: 3/3/2020  
Manufacturer: COOPER LIGHTING SOLUTIONS (FORMERLY EATON)  
Product Line: MCGRAW-EDISON  
Catalog Number: GWC-SA2B-722-U-SLL  
Description: GALLEON WALL LUMINAIRE  
(2) 70 CRI, 2200K, 800mA LIGHTSQUARES WITH 16 LEDS EACH AND SPILL LIGHT  
ELIMINATOR LEFT OPTICS  
Light Source: -  
Ballast/Driver: ELECTRONIC DRIVER

**Summary**

Lumens per Lamp: N/A  
Luminaire Lumens: 7705 lumens  
Efficiency: N/A  
Efficacy: 90.6 lumens/watt  
Luminous Opening: Rectangular (W 1' x L: 0.5' x H: 0')  
IES Classification: Type III - Medium  
BUG Rating: B1 - U0 - G3

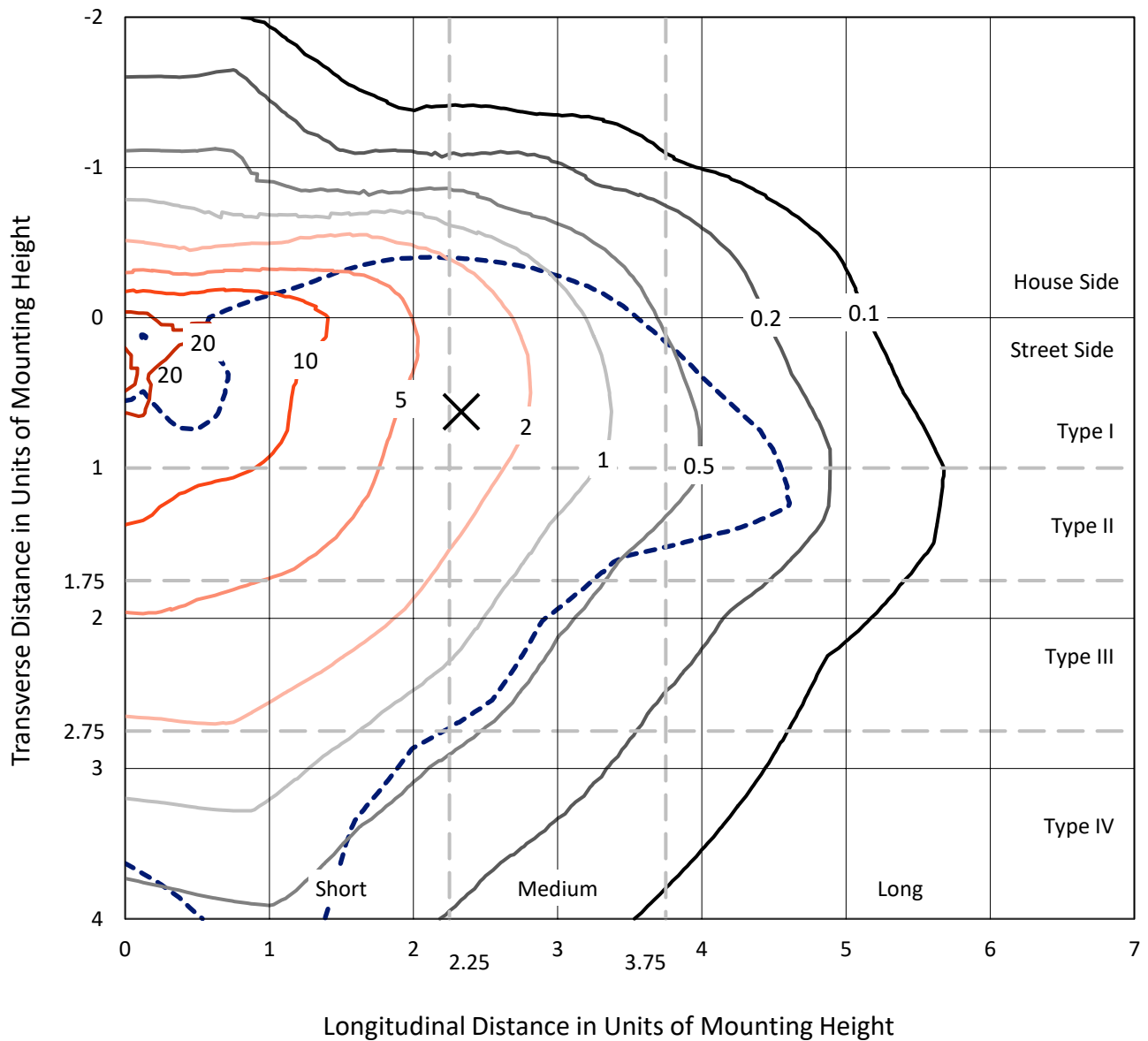
Input Watts (W): 85  
Input Voltage (V): NR  
Input Current (A<sub>in</sub>): NR  
Voltage Rise (V): NR  
Power Factor: NR  
Total Harmonic Distortion (THDi): NR  
Frequency (hertz): 60  
Stabilization Time: NR  
Operation Time: NR  
Ambient Temperature (°C): NR  
Test Distance: 24 FT



REPORT NUMBER: P386531  
 CATALOG NUMBER: GWC-SA2B-722-U-SLL

### Iso-Footcandle Lines of Horizontal Illumination

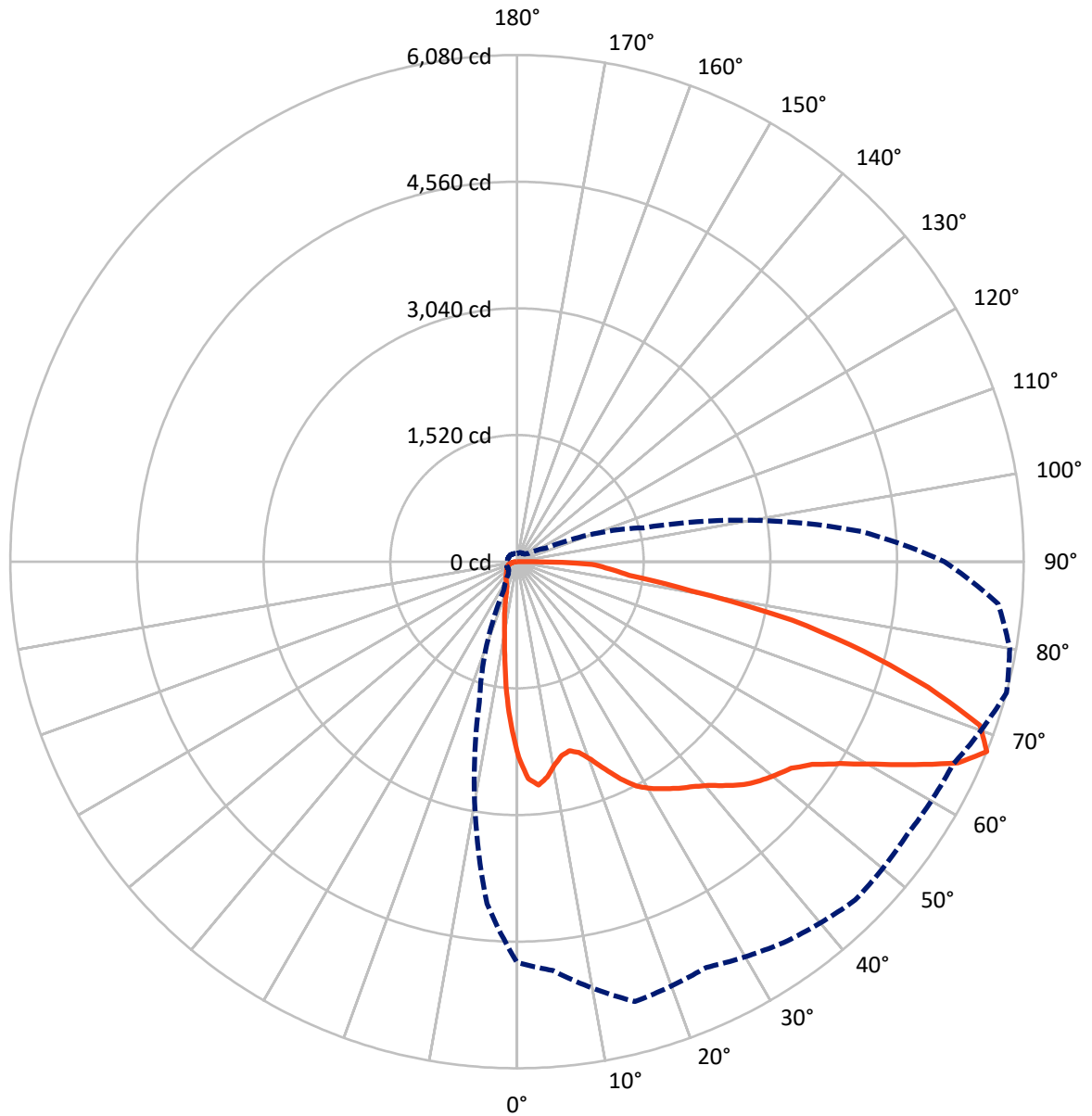
✕ Max cd  
 - - - 1/2 Max cd



Based on 10 foot mounting height. Maximum calculated value = 29.5 fc  
 Type III - Medium - N/A

REPORT NUMBER: P386531  
CATALOG NUMBER: GWC-SA2B-722-U-SLL

### Luminous Intensity Polar Plot



— Vertical Plane Through 75-Deg Lateral    - - - Horizontal Cone Through 67.5-Deg Vertical

REPORT NUMBER: P386531

CATALOG NUMBER: GWC-SA2B-722-U-SLL

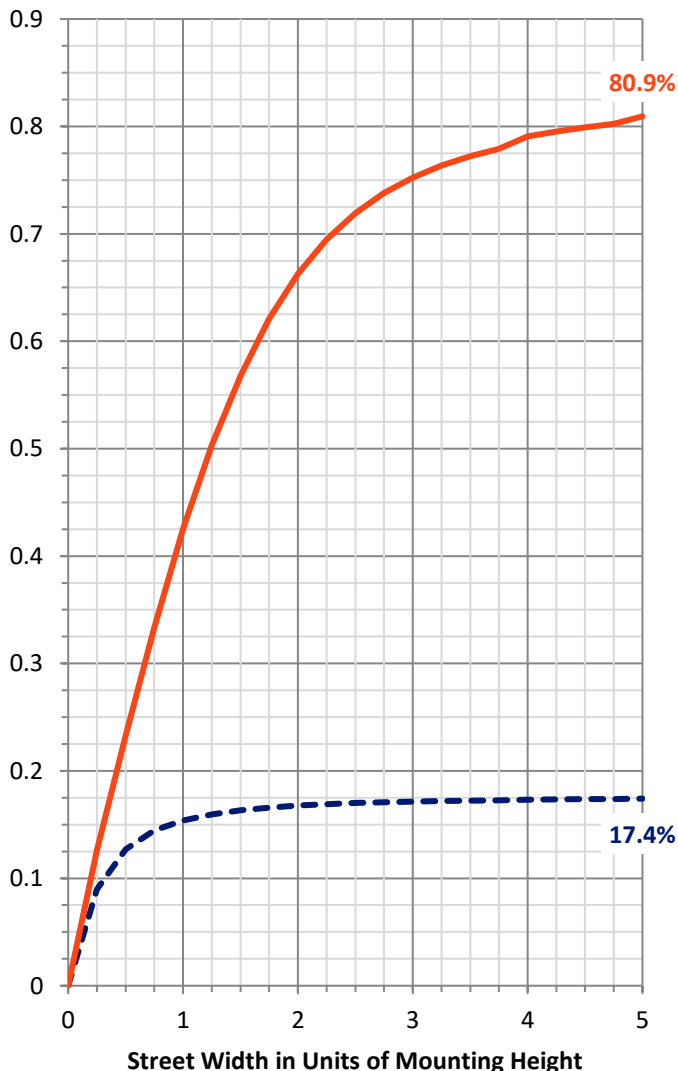
**FLUX DISTRIBUTION:**

		Downward	Upward	Total
<b>House Side</b>	Lumens	1357.0	0.0	1357.0
	% Fixture	17.6	0.0	17.6
<b>Street Side</b>	Lumens	6348.0	0.0	6348.0
	% Fixture	82.4	0.0	82.4
<b>Total</b>	Lumens	7705.0	0.0	7705.0
	% Fixture	100.0	0.0	100.0

**ZONAL LUMENS:**

Zone	Lumens	% Fixture
0°-10°	181.2	2.4
10°-20°	376.4	4.9
20°-30°	535.3	6.9
30°-40°	771.3	10.0
40°-50°	1087.0	14.1
50°-60°	1511.1	19.6
60°-70°	1827.3	23.7
70°-80°	1123.2	14.6
80°-90°	292.3	3.8
90°-100°	0.0	0.0
100°-110°	0.0	0.0
110°-120°	0.0	0.0
120°-130°	0.0	0.0
130°-140°	0.0	0.0
140°-150°	0.0	0.0
150°-160°	0.0	0.0
160°-170°	0.0	0.0
170°-180°	0.0	0.0
0°-90°	7705.0	100.0
0°-180°	7705.0	100.0

**Coefficient of Utilization**



REPORT NUMBER: P386531

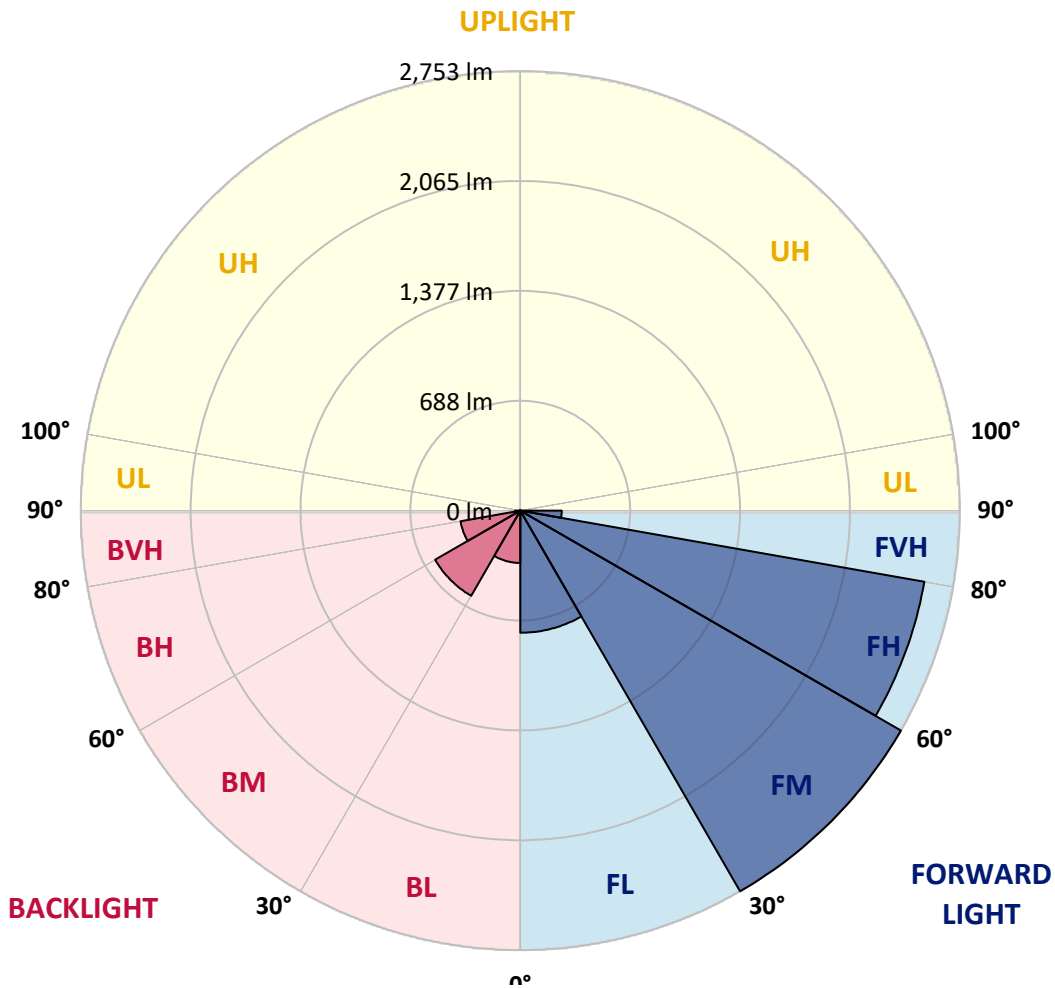
CATALOG NUMBER: GWC-SA2B-722-U-SLL

**LUMINAIRE CLASSIFICATION SYSTEM LUMEN TABLE AND BUG RATING:**

Zone	Lumens	% Fixture	Zone Rating/Lumen Limit		
			B	U	G
FL (0°-30°)	765.0	9.9			
FM (30°-60°)	2753.4	35.7			
FH (60°-80°)	2570.1	33.4			G2/5000
FVH (80°-90°)	259.4	3.4			G3/500
BL (0°-30°)	327.7	4.3	B1/500		
BM (30°-60°)	616.0	8.0	B1/1000		
BH (60°-80°)	380.5	4.9	B1/500		G1/500
BVH (80°-90°)	32.8	0.4			G1/100
UL (90°-100°)	0.0	0.0		U0/0	
UH (100°-180°)	0.0	0.0		U0/0	

**BUG Rating: B1-U0-G3**

Type III Medium





REPORT NUMBER: P386531

CATALOG NUMBER: GWC-SA2B-722-U-SLL

**CANDELA DISTRIBUTION (FULL):**

	0°	5°	10°	15°	20°	25°	30°	35°	40°	45°	50°
0°	2347.4	2347.4	2347.4	2347.4	2347.4	2347.4	2347.4	2347.4	2347.4	2347.4	2347.4
2.5°	2502.0	2535.0	2557.8	2580.3	2597.8	2615.1	2640.3	2665.6	2670.5	2675.1	2665.3
5°	2487.2	2567.6	2636.0	2704.1	2767.2	2830.4	2868.3	2906.2	2913.9	2921.6	2897.9
7.5°	2328.0	2446.6	2565.2	2683.8	2792.5	2901.2	2967.5	3033.4	3048.5	3063.3	3024.5
10°	2146.8	2284.8	2430.5	2576.2	2719.5	2862.7	2958.5	3054.3	3073.4	3092.5	3044.2
12.5°	2009.1	2159.8	2315.3	2470.9	2622.1	2773.1	2872.3	2971.5	2995.2	3018.9	2983.8
15°	1956.1	2121.3	2267.6	2413.9	2545.8	2677.3	2758.6	2839.6	2849.5	2859.0	2853.5
17.5°	2009.1	2191.2	2323.6	2455.8	2527.6	2599.0	2631.7	2664.0	2674.8	2685.3	2699.5
20°	2164.1	2360.6	2454.0	2547.0	2543.9	2540.5	2524.8	2508.8	2506.0	2503.2	2543.3
22.5°	2385.3	2613.5	2650.8	2687.8	2601.2	2514.6	2462.0	2409.0	2398.5	2387.7	2430.2
25°	2644.9	2888.0	2881.2	2874.1	2709.3	2544.2	2443.8	2343.4	2331.7	2319.9	2356.3
27.5°	2927.4	3159.7	3115.3	3071.0	2847.0	2623.1	2477.4	2331.7	2319.9	2308.2	2340.3
30°	3148.3	3359.0	3287.9	3216.7	2963.2	2709.6	2536.5	2363.4	2344.3	2324.9	2364.3
32.5°	3335.3	3514.6	3419.1	3323.6	3057.4	2791.3	2604.0	2416.7	2386.8	2356.9	2409.6
35°	3530.0	3669.8	3535.5	3400.9	3141.5	2881.8	2683.8	2485.4	2448.7	2412.1	2484.4
37.5°	3749.0	3865.1	3672.3	3479.2	3236.1	2993.0	2803.3	2613.2	2575.6	2538.0	2630.5
40°	3980.4	4077.1	3819.9	3562.6	3339.6	3116.6	2968.7	2820.5	2784.8	2748.8	2860.9
42.5°	4182.7	4253.3	3957.2	3661.2	3464.4	3267.2	3163.1	3058.7	3058.4	3057.7	3171.4
45°	4335.2	4396.5	4071.8	3746.8	3586.0	3424.9	3370.7	3316.5	3359.9	3403.4	3506.3
47.5°	4461.8	4503.4	4168.0	3832.2	3725.3	3618.4	3626.4	3634.4	3722.8	3811.2	3877.5
50°	4606.6	4573.0	4255.1	3936.9	3904.0	3871.0	3943.1	4014.9	4116.5	4217.9	4262.8
52.5°	4763.4	4674.4	4373.4	4072.2	4109.1	4146.1	4292.7	4439.4	4541.9	4644.5	4661.5
55°	5045.3	4908.8	4590.9	4272.7	4343.9	4414.7	4630.0	4845.1	4925.2	5005.2	5011.4
57.5°	5362.9	5241.8	4895.6	4549.3	4625.7	4702.1	4950.7	5199.0	5285.6	5371.8	5359.8
60°	5485.2	5491.0	5184.8	4878.3	4955.3	5032.4	5274.5	5516.6	5616.1	5715.3	5688.8
62.5°	5362.0	5506.4	5342.9	5179.0	5248.9	5318.5	5555.7	5792.9	5894.9	5996.9	5950.7
65°	5118.3	5261.5	5334.9	5408.2	5431.3	5454.4	5675.9	5897.1	5975.3	6053.2	6029.8
67.5°	4808.4	4924.2	5194.7	5464.9	5418.3	5371.8	5475.6	5579.5	5659.9	5740.3	5727.0
70°	4449.5	4587.5	4948.3	5309.0	5080.4	4851.5	4808.7	4765.9	4852.8	4939.3	4885.7
72.5°	3806.0	4014.2	4399.0	4783.4	4362.3	3941.2	3794.9	3648.6	3758.6	3868.5	3783.2
75°	2874.8	3151.1	3576.2	4001.0	3498.6	2996.1	2800.8	2605.5	2700.1	2794.7	2736.1
77.5°	1999.3	2345.8	2764.5	3183.1	2672.4	2161.3	2016.2	1870.8	1899.1	1927.2	1917.3
80°	1363.1	1591.1	1883.1	2174.9	1834.8	1494.7	1506.1	1517.2	1503.9	1490.4	1510.1
82.5°	854.8	1015.3	1240.8	1466.0	1285.5	1105.0	1208.5	1312.0	1261.2	1210.0	1229.1
85°	481.5	579.4	800.0	1020.3	951.0	881.3	942.0	1002.4	923.5	844.7	879.5
87.5°	91.8	152.8	442.7	732.2	664.8	597.3	519.1	440.8	336.4	232.0	338.9
90°	0.0	0.0	0.0	0.0	0.0	0.0	0.0	0.0	0.0	0.0	0.0
92.5°	0.0	0.0	0.0	0.0	0.0	0.0	0.0	0.0	0.0	0.0	0.0
95°	0.0	0.0	0.0	0.0	0.0	0.0	0.0	0.0	0.0	0.0	0.0
97.5°	0.0	0.0	0.0	0.0	0.0	0.0	0.0	0.0	0.0	0.0	0.0
100°	0.0	0.0	0.0	0.0	0.0	0.0	0.0	0.0	0.0	0.0	0.0
102.5°	0.0	0.0	0.0	0.0	0.0	0.0	0.0	0.0	0.0	0.0	0.0
105°	0.0	0.0	0.0	0.0	0.0	0.0	0.0	0.0	0.0	0.0	0.0
107.5°	0.0	0.0	0.0	0.0	0.0	0.0	0.0	0.0	0.0	0.0	0.0



REPORT NUMBER: P386531  
 CATALOG NUMBER: GWC-SA2B-722-U-SLL

**CANDELA DISTRIBUTION (continued):**

	0°	5°	10°	15°	20°	25°	30°	35°	40°	45°	50°
112.5°	0.0	0.0	0.0	0.0	0.0	0.0	0.0	0.0	0.0	0.0	0.0
115°	0.0	0.0	0.0	0.0	0.0	0.0	0.0	0.0	0.0	0.0	0.0
117.5°	0.0	0.0	0.0	0.0	0.0	0.0	0.0	0.0	0.0	0.0	0.0
120°	0.0	0.0	0.0	0.0	0.0	0.0	0.0	0.0	0.0	0.0	0.0
122.5°	0.0	0.0	0.0	0.0	0.0	0.0	0.0	0.0	0.0	0.0	0.0
125°	0.0	0.0	0.0	0.0	0.0	0.0	0.0	0.0	0.0	0.0	0.0
127.5°	0.0	0.0	0.0	0.0	0.0	0.0	0.0	0.0	0.0	0.0	0.0
130°	0.0	0.0	0.0	0.0	0.0	0.0	0.0	0.0	0.0	0.0	0.0
132.5°	0.0	0.0	0.0	0.0	0.0	0.0	0.0	0.0	0.0	0.0	0.0
135°	0.0	0.0	0.0	0.0	0.0	0.0	0.0	0.0	0.0	0.0	0.0
137.5°	0.0	0.0	0.0	0.0	0.0	0.0	0.0	0.0	0.0	0.0	0.0
140°	0.0	0.0	0.0	0.0	0.0	0.0	0.0	0.0	0.0	0.0	0.0
142.5°	0.0	0.0	0.0	0.0	0.0	0.0	0.0	0.0	0.0	0.0	0.0
145°	0.0	0.0	0.0	0.0	0.0	0.0	0.0	0.0	0.0	0.0	0.0
147.5°	0.0	0.0	0.0	0.0	0.0	0.0	0.0	0.0	0.0	0.0	0.0
150°	0.0	0.0	0.0	0.0	0.0	0.0	0.0	0.0	0.0	0.0	0.0
152.5°	0.0	0.0	0.0	0.0	0.0	0.0	0.0	0.0	0.0	0.0	0.0
155°	0.0	0.0	0.0	0.0	0.0	0.0	0.0	0.0	0.0	0.0	0.0
157.5°	0.0	0.0	0.0	0.0	0.0	0.0	0.0	0.0	0.0	0.0	0.0
160°	0.0	0.0	0.0	0.0	0.0	0.0	0.0	0.0	0.0	0.0	0.0
162.5°	0.0	0.0	0.0	0.0	0.0	0.0	0.0	0.0	0.0	0.0	0.0
165°	0.0	0.0	0.0	0.0	0.0	0.0	0.0	0.0	0.0	0.0	0.0
167.5°	0.0	0.0	0.0	0.0	0.0	0.0	0.0	0.0	0.0	0.0	0.0
170°	0.0	0.0	0.0	0.0	0.0	0.0	0.0	0.0	0.0	0.0	0.0
172.5°	0.0	0.0	0.0	0.0	0.0	0.0	0.0	0.0	0.0	0.0	0.0
175°	0.0	0.0	0.0	0.0	0.0	0.0	0.0	0.0	0.0	0.0	0.0
177.5°	0.0	0.0	0.0	0.0	0.0	0.0	0.0	0.0	0.0	0.0	0.0
180°	0.0	0.0	0.0	0.0	0.0	0.0	0.0	0.0	0.0	0.0	0.0





REPORT NUMBER: P386531

CATALOG NUMBER: GWC-SA2B-722-U-SLL

**CANDELA DISTRIBUTION (continued):**

	55°	60°	65°	70°	75°	80°	85°	90°	95°	100°	105°
0°	2347.4	2347.4	2347.4	2347.4	2347.4	2347.4	2347.4	2347.4	2347.4	2347.4	2347.4
2.5°	2655.4	2650.2	2644.9	2626.2	2607.1	2578.7	2555.3	2514.6	2492.5	2458.9	2425.3
5°	2873.8	2840.6	2807.3	2750.0	2692.4	2628.3	2554.7	2473.1	2411.4	2331.3	2251.3
7.5°	2985.7	2908.0	2830.1	2720.1	2609.8	2510.6	2394.2	2285.8	2193.3	2089.2	1985.1
10°	2995.8	2879.4	2762.6	2619.7	2476.4	2356.0	2222.0	2101.5	1990.6	1871.1	1751.3
12.5°	2948.4	2824.5	2700.4	2543.0	2385.3	2248.5	2104.3	1969.4	1846.5	1714.9	1583.1
15°	2848.0	2749.1	2649.9	2502.3	2354.8	2216.7	2076.9	1917.0	1778.1	1643.5	1508.5
17.5°	2713.3	2666.5	2619.4	2512.8	2405.9	2286.4	2150.8	1963.2	1800.6	1654.2	1507.9
20°	2583.0	2600.3	2617.2	2574.7	2532.2	2436.4	2318.1	2107.4	1899.8	1708.5	1516.9
22.5°	2472.4	2555.3	2637.9	2670.8	2703.5	2645.9	2553.5	2309.8	2035.0	1785.2	1535.3
25°	2392.3	2529.7	2667.1	2776.8	2886.1	2860.6	2789.4	2555.6	2214.3	1895.8	1576.9
27.5°	2372.3	2540.8	2709.3	2879.4	3049.1	3072.8	3053.1	2814.7	2428.1	2033.2	1637.9
30°	2403.7	2574.4	2744.8	2951.8	3158.5	3253.0	3279.5	3030.6	2672.4	2193.3	1714.0
32.5°	2462.3	2629.5	2796.8	3022.3	3247.5	3390.4	3474.8	3228.1	2842.7	2314.1	1785.2
35°	2556.8	2713.3	2869.8	3104.6	3339.3	3524.1	3678.2	3432.0	2994.0	2398.5	1802.7
37.5°	2722.6	2857.2	2991.8	3208.7	3425.2	3664.9	3896.3	3656.6	3157.5	2479.8	1801.8
40°	2973.0	3068.2	3163.1	3346.4	3529.4	3830.9	4143.3	3907.0	3338.4	2567.9	1797.5
42.5°	3285.1	3334.1	3382.7	3527.8	3672.9	4004.4	4367.6	4151.9	3510.9	2649.9	1788.9
45°	3608.8	3621.8	3634.7	3726.2	3817.4	4141.8	4520.4	4335.8	3661.5	2721.0	1780.2
47.5°	3943.4	3899.0	3854.7	3891.0	3927.4	4247.1	4629.4	4475.4	3812.8	2799.9	1786.7
50°	4307.8	4184.3	4060.8	4041.7	4022.6	4352.5	4757.9	4652.8	3994.5	2914.8	1835.1
52.5°	4678.1	4474.5	4270.8	4195.4	4119.6	4478.2	4928.2	4873.7	4253.9	3092.9	1931.5
55°	5017.6	4758.5	4499.4	4397.8	4296.1	4670.4	5136.2	5198.1	4586.3	3320.5	2054.4
57.5°	5347.5	5053.9	4760.3	4666.1	4571.8	4952.9	5399.6	5489.2	4922.1	3538.9	2155.4
60°	5662.3	5371.8	5081.0	5005.6	4929.8	5304.1	5684.2	5618.9	5095.2	3641.2	2186.9
62.5°	5904.5	5673.4	5442.4	5402.6	5362.6	5659.2	5902.9	5568.4	4985.2	3540.5	2095.7
65°	6006.4	5874.9	5743.0	5780.3	5817.3	5927.9	5957.4	5420.5	4639.6	3258.3	1877.0
67.5°	5713.5	5740.3	5767.1	5923.6	6079.7	6003.6	5795.4	5129.1	4147.6	2858.4	1569.2
70°	4831.8	4992.6	5153.1	5523.4	5893.4	5724.6	5361.4	4606.0	3555.5	2397.9	1239.9
72.5°	3697.6	3878.4	4058.9	4608.5	5157.7	5002.2	4557.3	3783.2	2850.7	1914.9	978.7
75°	2677.3	2881.5	3085.5	3691.7	4298.0	4082.0	3408.9	2708.7	2165.3	1461.7	757.8
77.5°	1907.2	2043.9	2180.7	2779.6	3378.1	3026.3	2269.1	1822.7	1498.7	1016.0	532.9
80°	1529.8	1487.9	1446.0	1779.6	2113.2	2054.7	1500.8	1170.6	1037.2	680.8	324.4
82.5°	1247.9	1145.6	1043.4	1200.5	1357.6	1349.0	1041.5	858.9	772.0	473.2	174.4
85°	914.0	873.0	832.1	971.0	1109.9	991.3	705.4	545.9	601.9	348.4	94.9
87.5°	445.8	509.2	572.4	736.2	899.8	675.6	214.1	106.0	146.6	96.4	45.9
90°	0.0	0.0	0.0	0.0	0.0	0.0	0.0	0.0	0.0	0.0	0.0
92.5°	0.0	0.0	0.0	0.0	0.0	0.0	0.0	0.0	0.0	0.0	0.0
95°	0.0	0.0	0.0	0.0	0.0	0.0	0.0	0.0	0.0	0.0	0.0
97.5°	0.0	0.0	0.0	0.0	0.0	0.0	0.0	0.0	0.0	0.0	0.0
100°	0.0	0.0	0.0	0.0	0.0	0.0	0.0	0.0	0.0	0.0	0.0
102.5°	0.0	0.0	0.0	0.0	0.0	0.0	0.0	0.0	0.0	0.0	0.0
105°	0.0	0.0	0.0	0.0	0.0	0.0	0.0	0.0	0.0	0.0	0.0
107.5°	0.0	0.0	0.0	0.0	0.0	0.0	0.0	0.0	0.0	0.0	0.0



REPORT NUMBER: P386531  
 CATALOG NUMBER: GWC-SA2B-722-U-SLL

**CANDELA DISTRIBUTION (continued):**

	55°	60°	65°	70°	75°	80°	85°	90°	95°	100°	105°
112.5°	0.0	0.0	0.0	0.0	0.0	0.0	0.0	0.0	0.0	0.0	0.0
115°	0.0	0.0	0.0	0.0	0.0	0.0	0.0	0.0	0.0	0.0	0.0
117.5°	0.0	0.0	0.0	0.0	0.0	0.0	0.0	0.0	0.0	0.0	0.0
120°	0.0	0.0	0.0	0.0	0.0	0.0	0.0	0.0	0.0	0.0	0.0
122.5°	0.0	0.0	0.0	0.0	0.0	0.0	0.0	0.0	0.0	0.0	0.0
125°	0.0	0.0	0.0	0.0	0.0	0.0	0.0	0.0	0.0	0.0	0.0
127.5°	0.0	0.0	0.0	0.0	0.0	0.0	0.0	0.0	0.0	0.0	0.0
130°	0.0	0.0	0.0	0.0	0.0	0.0	0.0	0.0	0.0	0.0	0.0
132.5°	0.0	0.0	0.0	0.0	0.0	0.0	0.0	0.0	0.0	0.0	0.0
135°	0.0	0.0	0.0	0.0	0.0	0.0	0.0	0.0	0.0	0.0	0.0
137.5°	0.0	0.0	0.0	0.0	0.0	0.0	0.0	0.0	0.0	0.0	0.0
140°	0.0	0.0	0.0	0.0	0.0	0.0	0.0	0.0	0.0	0.0	0.0
142.5°	0.0	0.0	0.0	0.0	0.0	0.0	0.0	0.0	0.0	0.0	0.0
145°	0.0	0.0	0.0	0.0	0.0	0.0	0.0	0.0	0.0	0.0	0.0
147.5°	0.0	0.0	0.0	0.0	0.0	0.0	0.0	0.0	0.0	0.0	0.0
150°	0.0	0.0	0.0	0.0	0.0	0.0	0.0	0.0	0.0	0.0	0.0
152.5°	0.0	0.0	0.0	0.0	0.0	0.0	0.0	0.0	0.0	0.0	0.0
155°	0.0	0.0	0.0	0.0	0.0	0.0	0.0	0.0	0.0	0.0	0.0
157.5°	0.0	0.0	0.0	0.0	0.0	0.0	0.0	0.0	0.0	0.0	0.0
160°	0.0	0.0	0.0	0.0	0.0	0.0	0.0	0.0	0.0	0.0	0.0
162.5°	0.0	0.0	0.0	0.0	0.0	0.0	0.0	0.0	0.0	0.0	0.0
165°	0.0	0.0	0.0	0.0	0.0	0.0	0.0	0.0	0.0	0.0	0.0
167.5°	0.0	0.0	0.0	0.0	0.0	0.0	0.0	0.0	0.0	0.0	0.0
170°	0.0	0.0	0.0	0.0	0.0	0.0	0.0	0.0	0.0	0.0	0.0
172.5°	0.0	0.0	0.0	0.0	0.0	0.0	0.0	0.0	0.0	0.0	0.0
175°	0.0	0.0	0.0	0.0	0.0	0.0	0.0	0.0	0.0	0.0	0.0
177.5°	0.0	0.0	0.0	0.0	0.0	0.0	0.0	0.0	0.0	0.0	0.0
180°	0.0	0.0	0.0	0.0	0.0	0.0	0.0	0.0	0.0	0.0	0.0



REPORT NUMBER: P386531

CATALOG NUMBER: GWC-SA2B-722-U-SLL

**CANDELA DISTRIBUTION (continued):**

	110°	115°	120°	125°	130°	135°	140°	145°	150°	155°	160°
0°	2347.4	2347.4	2347.4	2347.4	2347.4	2347.4	2347.4	2347.4	2347.4	2347.4	2347.4
2.5°	2400.3	2375.1	2346.4	2317.8	2285.1	2252.2	2232.8	2213.1	2191.8	2170.5	2146.5
5°	2198.3	2145.3	2085.2	2025.1	1965.7	1906.2	1874.2	1842.2	1808.3	1774.1	1744.5
7.5°	1908.1	1830.8	1747.6	1664.1	1590.2	1515.9	1470.0	1423.8	1381.9	1339.7	1304.3
10°	1652.7	1554.1	1470.6	1386.9	1331.1	1275.3	1233.1	1190.9	1150.3	1109.3	1070.2
12.5°	1484.5	1385.9	1332.9	1280.0	1233.8	1187.5	1138.9	1089.9	1034.1	978.1	937.1
15°	1418.9	1329.2	1270.4	1211.3	1149.3	1087.1	1027.4	967.6	901.7	835.7	789.2
17.5°	1390.6	1273.2	1190.9	1108.4	1026.7	945.1	875.8	806.5	734.4	662.3	615.2
20°	1360.7	1204.5	1094.2	983.6	878.9	774.1	695.6	617.0	552.6	488.3	452.2
22.5°	1333.6	1131.5	993.2	854.5	730.7	606.9	529.9	452.5	413.1	373.7	359.2
25°	1322.5	1067.7	897.7	727.6	597.0	466.1	411.3	356.4	341.3	325.9	318.5
27.5°	1324.3	1010.7	817.3	623.5	505.8	388.1	350.6	313.0	303.7	294.2	289.6
30°	1331.4	948.8	741.5	534.2	437.1	340.1	315.8	291.1	281.3	271.4	265.5
32.5°	1339.4	893.4	683.0	472.2	393.1	313.6	293.6	273.2	263.7	254.1	248.3
35°	1325.6	848.1	642.9	437.7	364.7	291.4	274.5	257.2	246.8	236.3	230.7
37.5°	1302.1	802.5	611.8	420.8	346.3	271.4	259.1	246.4	235.7	224.6	219.3
40°	1280.9	764.0	588.7	413.1	336.1	258.8	248.3	237.8	226.7	215.3	209.2
42.5°	1263.6	738.1	565.9	393.7	326.8	259.7	244.9	229.8	219.0	208.2	201.5
45°	1250.7	721.2	548.0	374.9	318.2	261.5	242.7	224.0	213.2	202.1	194.1
47.5°	1249.5	712.2	535.4	358.6	301.9	244.9	237.2	229.5	213.8	197.8	188.5
50°	1266.4	697.7	520.6	343.2	286.2	229.2	239.7	249.8	223.0	195.9	184.2
52.5°	1301.8	672.2	497.2	322.2	267.1	211.6	228.0	244.0	220.9	197.5	182.4
55°	1344.7	634.6	461.8	288.6	241.8	194.7	209.2	223.3	208.9	194.1	175.9
57.5°	1371.5	587.1	417.1	247.1	213.5	179.9	188.2	196.2	190.4	184.5	166.0
60°	1355.4	524.0	366.9	209.5	188.5	167.6	166.0	164.2	172.8	181.4	160.2
62.5°	1277.2	458.7	322.5	186.4	170.7	154.6	151.3	147.6	161.7	175.6	153.1
65°	1145.0	413.1	294.5	175.9	158.3	140.8	137.1	133.4	137.7	142.0	131.5
67.5°	977.1	385.1	278.5	171.9	150.6	129.1	124.8	120.4	119.5	118.6	114.9
70°	804.0	367.8	268.0	168.2	142.3	116.1	112.1	108.1	106.9	105.4	102.6
72.5°	672.2	365.7	266.8	167.9	135.5	103.2	99.5	95.8	94.3	92.4	90.3
75°	550.5	343.2	253.2	163.3	126.3	89.0	85.6	82.3	81.0	79.5	77.6
77.5°	408.5	284.0	212.9	141.7	108.1	74.5	71.2	67.5	67.2	66.5	65.0
80°	264.9	205.5	152.2	98.9	78.9	58.5	55.8	52.7	53.0	53.3	52.1
82.5°	147.2	119.8	93.0	66.2	53.9	41.6	40.4	38.8	39.7	40.4	38.8
85°	77.6	60.4	49.9	39.4	31.1	22.8	22.8	22.5	23.7	25.0	23.7
87.5°	33.6	21.3	18.2	14.8	8.3	1.5	1.8	1.8	2.5	3.1	2.8
90°	0.0	0.0	0.0	0.0	0.0	0.0	0.0	0.0	0.0	0.0	0.0
92.5°	0.0	0.0	0.0	0.0	0.0	0.0	0.0	0.0	0.0	0.0	0.0
95°	0.0	0.0	0.0	0.0	0.0	0.0	0.0	0.0	0.0	0.0	0.0
97.5°	0.0	0.0	0.0	0.0	0.0	0.0	0.0	0.0	0.0	0.0	0.0
100°	0.0	0.0	0.0	0.0	0.0	0.0	0.0	0.0	0.0	0.0	0.0
102.5°	0.0	0.0	0.0	0.0	0.0	0.0	0.0	0.0	0.0	0.0	0.0
105°	0.0	0.0	0.0	0.0	0.0	0.0	0.0	0.0	0.0	0.0	0.0
107.5°	0.0	0.0	0.0	0.0	0.0	0.0	0.0	0.0	0.0	0.0	0.0



REPORT NUMBER: P386531  
 CATALOG NUMBER: GWC-SA2B-722-U-SLL

**CANDELA DISTRIBUTION (continued):**

	110°	115°	120°	125°	130°	135°	140°	145°	150°	155°	160°
112.5°	0.0	0.0	0.0	0.0	0.0	0.0	0.0	0.0	0.0	0.0	0.0
115°	0.0	0.0	0.0	0.0	0.0	0.0	0.0	0.0	0.0	0.0	0.0
117.5°	0.0	0.0	0.0	0.0	0.0	0.0	0.0	0.0	0.0	0.0	0.0
120°	0.0	0.0	0.0	0.0	0.0	0.0	0.0	0.0	0.0	0.0	0.0
122.5°	0.0	0.0	0.0	0.0	0.0	0.0	0.0	0.0	0.0	0.0	0.0
125°	0.0	0.0	0.0	0.0	0.0	0.0	0.0	0.0	0.0	0.0	0.0
127.5°	0.0	0.0	0.0	0.0	0.0	0.0	0.0	0.0	0.0	0.0	0.0
130°	0.0	0.0	0.0	0.0	0.0	0.0	0.0	0.0	0.0	0.0	0.0
132.5°	0.0	0.0	0.0	0.0	0.0	0.0	0.0	0.0	0.0	0.0	0.0
135°	0.0	0.0	0.0	0.0	0.0	0.0	0.0	0.0	0.0	0.0	0.0
137.5°	0.0	0.0	0.0	0.0	0.0	0.0	0.0	0.0	0.0	0.0	0.0
140°	0.0	0.0	0.0	0.0	0.0	0.0	0.0	0.0	0.0	0.0	0.0
142.5°	0.0	0.0	0.0	0.0	0.0	0.0	0.0	0.0	0.0	0.0	0.0
145°	0.0	0.0	0.0	0.0	0.0	0.0	0.0	0.0	0.0	0.0	0.0
147.5°	0.0	0.0	0.0	0.0	0.0	0.0	0.0	0.0	0.0	0.0	0.0
150°	0.0	0.0	0.0	0.0	0.0	0.0	0.0	0.0	0.0	0.0	0.0
152.5°	0.0	0.0	0.0	0.0	0.0	0.0	0.0	0.0	0.0	0.0	0.0
155°	0.0	0.0	0.0	0.0	0.0	0.0	0.0	0.0	0.0	0.0	0.0
157.5°	0.0	0.0	0.0	0.0	0.0	0.0	0.0	0.0	0.0	0.0	0.0
160°	0.0	0.0	0.0	0.0	0.0	0.0	0.0	0.0	0.0	0.0	0.0
162.5°	0.0	0.0	0.0	0.0	0.0	0.0	0.0	0.0	0.0	0.0	0.0
165°	0.0	0.0	0.0	0.0	0.0	0.0	0.0	0.0	0.0	0.0	0.0
167.5°	0.0	0.0	0.0	0.0	0.0	0.0	0.0	0.0	0.0	0.0	0.0
170°	0.0	0.0	0.0	0.0	0.0	0.0	0.0	0.0	0.0	0.0	0.0
172.5°	0.0	0.0	0.0	0.0	0.0	0.0	0.0	0.0	0.0	0.0	0.0
175°	0.0	0.0	0.0	0.0	0.0	0.0	0.0	0.0	0.0	0.0	0.0
177.5°	0.0	0.0	0.0	0.0	0.0	0.0	0.0	0.0	0.0	0.0	0.0
180°	0.0	0.0	0.0	0.0	0.0	0.0	0.0	0.0	0.0	0.0	0.0



REPORT NUMBER: P386531  
 CATALOG NUMBER: GWC-SA2B-722-U-SLL

**CANDELA DISTRIBUTION (continued):**

	165°	170°	175°	180°	185°	190°	195°	200°	205°	210°	215°
0°	2347.4	2347.4	2347.4	2347.4	2347.4	2347.4	2347.4	2347.4	2347.4	2347.4	2347.4
2.5°	2122.2	2099.7	2076.9	2051.9	2056.6	2037.5	2018.4	2006.3	1994.3	1990.6	1986.9
5°	1714.9	1689.4	1663.5	1640.4	1660.4	1646.9	1633.3	1631.4	1629.3	1629.3	1629.0
7.5°	1268.9	1241.5	1213.7	1194.6	1214.3	1211.9	1209.4	1222.7	1235.9	1246.7	1257.2
10°	1031.1	997.8	964.2	935.9	930.9	916.8	902.3	905.4	908.1	919.8	931.6
12.5°	896.1	856.4	816.6	783.4	768.3	744.9	721.2	706.4	691.6	693.1	694.4
15°	742.4	703.9	665.1	636.4	626.9	608.7	590.5	572.1	553.3	545.6	537.6
17.5°	567.7	536.9	505.8	486.7	486.7	481.5	476.3	467.0	457.5	449.8	441.7
20°	416.2	399.9	383.2	375.2	377.7	378.0	378.0	382.6	387.2	384.8	382.3
22.5°	344.4	338.6	332.7	329.3	330.5	330.8	331.2	335.5	339.5	342.6	345.3
25°	310.8	307.1	303.4	302.2	305.0	305.3	305.3	308.1	310.8	313.9	317.0
27.5°	284.6	283.1	281.6	279.4	282.2	282.2	281.9	284.9	287.7	290.5	293.0
30°	259.7	260.3	260.6	260.0	261.8	263.1	264.0	266.2	268.0	270.2	272.3
32.5°	242.1	241.2	240.3	239.7	243.7	245.8	248.0	250.1	252.0	252.9	253.8
35°	225.2	223.0	220.9	219.3	223.0	225.8	228.6	232.6	236.3	236.9	237.5
37.5°	213.8	211.0	208.2	206.4	207.9	209.2	210.4	214.7	219.0	221.5	223.6
40°	203.0	200.2	197.5	195.9	196.8	197.2	197.5	199.6	201.5	206.1	210.4
42.5°	194.4	191.0	187.6	185.8	186.4	187.0	187.3	187.0	186.7	191.0	195.3
45°	185.8	182.1	178.4	176.2	176.5	176.5	176.5	175.9	175.0	177.1	179.3
47.5°	179.0	174.7	170.4	168.2	167.6	167.0	166.3	166.0	165.4	167.0	168.2
50°	172.2	167.6	162.7	160.2	158.6	158.0	157.4	157.1	156.5	158.0	159.3
52.5°	167.0	161.4	155.9	151.9	150.3	149.4	148.5	148.8	148.8	149.4	149.7
55°	157.7	152.8	147.6	144.8	142.0	141.4	140.8	141.7	142.3	142.3	142.3
57.5°	147.6	142.9	138.0	136.2	133.7	133.7	133.4	134.6	135.5	136.2	136.8
60°	138.6	133.4	128.2	126.6	125.7	125.4	125.1	126.6	127.8	129.1	130.3
62.5°	130.3	124.8	119.2	117.4	117.1	117.4	117.4	118.9	120.1	121.4	122.6
65°	121.1	115.5	109.7	107.8	108.4	109.4	110.3	111.5	112.4	113.7	114.9
67.5°	110.9	106.3	101.3	99.5	99.8	101.0	102.3	103.2	103.8	105.0	106.3
70°	99.8	95.8	91.8	90.6	90.3	91.8	93.0	93.6	94.3	95.8	97.0
72.5°	87.8	84.4	81.0	80.1	80.4	81.3	82.3	83.2	83.8	85.3	86.6
75°	75.5	72.4	69.3	68.7	69.3	70.2	71.2	71.8	72.4	74.2	75.8
77.5°	63.5	60.1	56.4	56.1	57.0	57.9	58.5	59.5	60.4	62.8	65.3
80°	50.8	47.1	43.1	42.8	43.7	44.7	45.6	46.5	47.4	50.5	53.3
82.5°	37.3	33.0	28.6	28.0	31.1	32.0	33.0	34.5	35.7	38.5	41.3
85°	22.5	18.2	13.9	13.6	16.3	17.9	19.4	21.3	22.8	25.3	27.7
87.5°	2.5	1.2	0.0	0.0	0.3	1.5	2.8	4.3	5.9	8.3	10.5
90°	0.0	0.0	0.0	0.0	0.0	0.0	0.0	0.0	0.0	0.0	0.0
92.5°	0.0	0.0	0.0	0.0	0.0	0.0	0.0	0.0	0.0	0.0	0.0
95°	0.0	0.0	0.0	0.0	0.0	0.0	0.0	0.0	0.0	0.0	0.0
97.5°	0.0	0.0	0.0	0.0	0.0	0.0	0.0	0.0	0.0	0.0	0.0
100°	0.0	0.0	0.0	0.0	0.0	0.0	0.0	0.0	0.0	0.0	0.0
102.5°	0.0	0.0	0.0	0.0	0.0	0.0	0.0	0.0	0.0	0.0	0.0
105°	0.0	0.0	0.0	0.0	0.0	0.0	0.0	0.0	0.0	0.0	0.0
107.5°	0.0	0.0	0.0	0.0	0.0	0.0	0.0	0.0	0.0	0.0	0.0



REPORT NUMBER: P386531  
 CATALOG NUMBER: GWC-SA2B-722-U-SLL

**CANDELA DISTRIBUTION (continued):**

	165°	170°	175°	180°	185°	190°	195°	200°	205°	210°	215°
112.5°	0.0	0.0	0.0	0.0	0.0	0.0	0.0	0.0	0.0	0.0	0.0
115°	0.0	0.0	0.0	0.0	0.0	0.0	0.0	0.0	0.0	0.0	0.0
117.5°	0.0	0.0	0.0	0.0	0.0	0.0	0.0	0.0	0.0	0.0	0.0
120°	0.0	0.0	0.0	0.0	0.0	0.0	0.0	0.0	0.0	0.0	0.0
122.5°	0.0	0.0	0.0	0.0	0.0	0.0	0.0	0.0	0.0	0.0	0.0
125°	0.0	0.0	0.0	0.0	0.0	0.0	0.0	0.0	0.0	0.0	0.0
127.5°	0.0	0.0	0.0	0.0	0.0	0.0	0.0	0.0	0.0	0.0	0.0
130°	0.0	0.0	0.0	0.0	0.0	0.0	0.0	0.0	0.0	0.0	0.0
132.5°	0.0	0.0	0.0	0.0	0.0	0.0	0.0	0.0	0.0	0.0	0.0
135°	0.0	0.0	0.0	0.0	0.0	0.0	0.0	0.0	0.0	0.0	0.0
137.5°	0.0	0.0	0.0	0.0	0.0	0.0	0.0	0.0	0.0	0.0	0.0
140°	0.0	0.0	0.0	0.0	0.0	0.0	0.0	0.0	0.0	0.0	0.0
142.5°	0.0	0.0	0.0	0.0	0.0	0.0	0.0	0.0	0.0	0.0	0.0
145°	0.0	0.0	0.0	0.0	0.0	0.0	0.0	0.0	0.0	0.0	0.0
147.5°	0.0	0.0	0.0	0.0	0.0	0.0	0.0	0.0	0.0	0.0	0.0
150°	0.0	0.0	0.0	0.0	0.0	0.0	0.0	0.0	0.0	0.0	0.0
152.5°	0.0	0.0	0.0	0.0	0.0	0.0	0.0	0.0	0.0	0.0	0.0
155°	0.0	0.0	0.0	0.0	0.0	0.0	0.0	0.0	0.0	0.0	0.0
157.5°	0.0	0.0	0.0	0.0	0.0	0.0	0.0	0.0	0.0	0.0	0.0
160°	0.0	0.0	0.0	0.0	0.0	0.0	0.0	0.0	0.0	0.0	0.0
162.5°	0.0	0.0	0.0	0.0	0.0	0.0	0.0	0.0	0.0	0.0	0.0
165°	0.0	0.0	0.0	0.0	0.0	0.0	0.0	0.0	0.0	0.0	0.0
167.5°	0.0	0.0	0.0	0.0	0.0	0.0	0.0	0.0	0.0	0.0	0.0
170°	0.0	0.0	0.0	0.0	0.0	0.0	0.0	0.0	0.0	0.0	0.0
172.5°	0.0	0.0	0.0	0.0	0.0	0.0	0.0	0.0	0.0	0.0	0.0
175°	0.0	0.0	0.0	0.0	0.0	0.0	0.0	0.0	0.0	0.0	0.0
177.5°	0.0	0.0	0.0	0.0	0.0	0.0	0.0	0.0	0.0	0.0	0.0
180°	0.0	0.0	0.0	0.0	0.0	0.0	0.0	0.0	0.0	0.0	0.0



REPORT NUMBER: P386531  
 CATALOG NUMBER: GWC-SA2B-722-U-SLL

**CANDELA DISTRIBUTION (continued):**

	220°	225°	230°	235°	240°	245°	250°	255°	260°	265°	270°
0°	2347.4	2347.4	2347.4	2347.4	2347.4	2347.4	2347.4	2347.4	2347.4	2347.4	2347.4
2.5°	1973.4	1959.5	1973.7	1987.6	1993.4	1999.3	1984.2	1968.8	1992.8	2016.5	2022.7
5°	1616.7	1604.0	1613.6	1622.8	1602.2	1581.5	1579.4	1576.9	1594.8	1612.7	1615.4
7.5°	1253.2	1249.2	1258.1	1267.0	1240.8	1214.3	1201.4	1188.5	1192.8	1197.1	1196.5
10°	934.3	936.8	947.9	958.7	938.3	918.0	909.1	900.1	910.0	919.5	928.5
12.5°	699.9	705.1	716.8	728.2	719.9	711.3	712.2	713.1	724.5	735.6	745.5
15°	543.7	549.9	558.2	566.2	566.5	566.5	574.5	582.2	581.3	580.4	587.1
17.5°	450.1	458.1	459.0	459.9	460.2	460.5	459.9	459.3	454.7	450.1	455.3
20°	385.4	388.1	390.6	392.8	390.0	386.9	379.2	371.5	368.4	365.4	370.3
22.5°	350.6	355.5	353.0	350.3	344.7	338.9	333.0	326.8	326.5	325.9	328.7
25°	321.3	325.3	321.0	316.7	312.7	308.7	304.7	300.7	300.4	300.0	301.3
27.5°	297.0	300.7	296.7	292.7	289.3	285.9	282.8	279.7	279.1	278.5	278.8
30°	276.0	279.4	276.0	272.3	269.9	267.1	264.9	262.8	262.5	262.2	262.2
32.5°	257.2	260.6	258.1	255.7	253.5	251.4	249.8	248.3	246.8	245.2	241.8
35°	240.9	244.3	242.7	240.9	238.4	236.0	233.2	230.1	226.1	221.8	219.9
37.5°	227.0	230.4	228.9	227.3	224.0	220.6	215.6	210.4	209.2	207.6	207.3
40°	215.9	221.2	218.1	214.7	209.5	204.2	201.8	199.3	198.7	198.1	197.5
42.5°	203.6	211.6	206.1	200.5	195.6	190.7	190.1	189.5	189.1	188.8	188.8
45°	188.2	196.8	191.3	185.4	182.7	179.9	179.9	179.9	180.2	180.2	180.8
47.5°	173.7	179.0	176.2	173.4	171.9	170.4	170.7	171.0	171.9	172.5	174.0
50°	161.4	163.3	163.9	164.2	163.3	162.3	163.0	163.3	164.2	164.8	166.0
52.5°	152.5	155.3	155.3	155.0	155.0	155.0	155.6	156.2	157.1	158.0	159.3
55°	146.6	150.6	149.4	148.2	148.5	148.5	149.1	149.7	150.6	151.3	153.1
57.5°	141.1	145.4	144.2	142.9	142.9	142.9	143.2	143.6	144.5	145.1	146.3
60°	134.6	138.9	137.7	136.2	136.5	136.8	137.1	137.1	137.7	138.0	138.0
62.5°	126.9	131.2	130.0	128.5	129.4	130.0	130.0	130.0	130.6	130.9	130.0
65°	118.9	122.9	121.7	120.4	121.7	122.6	123.2	123.5	123.2	122.9	122.0
67.5°	110.3	114.3	113.1	111.5	113.1	114.3	115.5	116.4	115.5	114.6	113.4
70°	101.0	105.0	103.5	102.0	103.5	105.0	106.3	107.5	106.3	105.0	104.7
72.5°	91.2	95.8	94.0	92.1	94.0	95.8	96.4	97.0	96.1	95.2	94.6
75°	80.4	85.0	83.5	81.6	83.2	84.7	85.0	85.3	85.3	85.0	83.2
77.5°	69.0	72.7	71.8	70.9	71.8	72.7	72.7	72.7	73.0	73.0	70.5
80°	55.4	57.6	57.9	58.2	58.5	58.8	58.5	58.2	57.6	57.0	55.4
82.5°	41.3	41.3	43.7	45.9	45.9	45.6	45.3	44.7	43.4	41.9	38.5
85°	26.2	24.6	28.6	32.3	32.3	32.0	31.4	30.5	28.0	25.3	22.5
87.5°	8.9	7.4	11.4	15.4	15.7	15.7	15.1	14.5	12.0	9.2	7.1
90°	0.0	0.0	0.0	0.0	0.0	0.0	0.0	0.0	0.0	0.0	0.0
92.5°	0.0	0.0	0.0	0.0	0.0	0.0	0.0	0.0	0.0	0.0	0.0
95°	0.0	0.0	0.0	0.0	0.0	0.0	0.0	0.0	0.0	0.0	0.0
97.5°	0.0	0.0	0.0	0.0	0.0	0.0	0.0	0.0	0.0	0.0	0.0
100°	0.0	0.0	0.0	0.0	0.0	0.0	0.0	0.0	0.0	0.0	0.0
102.5°	0.0	0.0	0.0	0.0	0.0	0.0	0.0	0.0	0.0	0.0	0.0
105°	0.0	0.0	0.0	0.0	0.0	0.0	0.0	0.0	0.0	0.0	0.0
107.5°	0.0	0.0	0.0	0.0	0.0	0.0	0.0	0.0	0.0	0.0	0.0



REPORT NUMBER: P386531  
 CATALOG NUMBER: GWC-SA2B-722-U-SLL

**CANDELA DISTRIBUTION (continued):**

	220°	225°	230°	235°	240°	245°	250°	255°	260°	265°	270°
112.5°	0.0	0.0	0.0	0.0	0.0	0.0	0.0	0.0	0.0	0.0	0.0
115°	0.0	0.0	0.0	0.0	0.0	0.0	0.0	0.0	0.0	0.0	0.0
117.5°	0.0	0.0	0.0	0.0	0.0	0.0	0.0	0.0	0.0	0.0	0.0
120°	0.0	0.0	0.0	0.0	0.0	0.0	0.0	0.0	0.0	0.0	0.0
122.5°	0.0	0.0	0.0	0.0	0.0	0.0	0.0	0.0	0.0	0.0	0.0
125°	0.0	0.0	0.0	0.0	0.0	0.0	0.0	0.0	0.0	0.0	0.0
127.5°	0.0	0.0	0.0	0.0	0.0	0.0	0.0	0.0	0.0	0.0	0.0
130°	0.0	0.0	0.0	0.0	0.0	0.0	0.0	0.0	0.0	0.0	0.0
132.5°	0.0	0.0	0.0	0.0	0.0	0.0	0.0	0.0	0.0	0.0	0.0
135°	0.0	0.0	0.0	0.0	0.0	0.0	0.0	0.0	0.0	0.0	0.0
137.5°	0.0	0.0	0.0	0.0	0.0	0.0	0.0	0.0	0.0	0.0	0.0
140°	0.0	0.0	0.0	0.0	0.0	0.0	0.0	0.0	0.0	0.0	0.0
142.5°	0.0	0.0	0.0	0.0	0.0	0.0	0.0	0.0	0.0	0.0	0.0
145°	0.0	0.0	0.0	0.0	0.0	0.0	0.0	0.0	0.0	0.0	0.0
147.5°	0.0	0.0	0.0	0.0	0.0	0.0	0.0	0.0	0.0	0.0	0.0
150°	0.0	0.0	0.0	0.0	0.0	0.0	0.0	0.0	0.0	0.0	0.0
152.5°	0.0	0.0	0.0	0.0	0.0	0.0	0.0	0.0	0.0	0.0	0.0
155°	0.0	0.0	0.0	0.0	0.0	0.0	0.0	0.0	0.0	0.0	0.0
157.5°	0.0	0.0	0.0	0.0	0.0	0.0	0.0	0.0	0.0	0.0	0.0
160°	0.0	0.0	0.0	0.0	0.0	0.0	0.0	0.0	0.0	0.0	0.0
162.5°	0.0	0.0	0.0	0.0	0.0	0.0	0.0	0.0	0.0	0.0	0.0
165°	0.0	0.0	0.0	0.0	0.0	0.0	0.0	0.0	0.0	0.0	0.0
167.5°	0.0	0.0	0.0	0.0	0.0	0.0	0.0	0.0	0.0	0.0	0.0
170°	0.0	0.0	0.0	0.0	0.0	0.0	0.0	0.0	0.0	0.0	0.0
172.5°	0.0	0.0	0.0	0.0	0.0	0.0	0.0	0.0	0.0	0.0	0.0
175°	0.0	0.0	0.0	0.0	0.0	0.0	0.0	0.0	0.0	0.0	0.0
177.5°	0.0	0.0	0.0	0.0	0.0	0.0	0.0	0.0	0.0	0.0	0.0
180°	0.0	0.0	0.0	0.0	0.0	0.0	0.0	0.0	0.0	0.0	0.0





REPORT NUMBER: P386531

CATALOG NUMBER: GWC-SA2B-722-U-SLL

**CANDELA DISTRIBUTION (continued):**

	275°	280°	285°	290°	295°	300°	305°	310°	315°	320°	325°
0°	2347.4	2347.4	2347.4	2347.4	2347.4	2347.4	2347.4	2347.4	2347.4	2347.4	2347.4
2.5°	2031.9	2035.9	2039.6	2069.8	2099.7	2134.8	2169.9	2196.7	2223.2	2250.6	2278.1
5°	1625.0	1629.9	1634.8	1671.5	1707.8	1756.8	1805.8	1848.0	1890.2	1939.8	1989.4
7.5°	1204.5	1215.3	1225.7	1264.9	1303.7	1356.4	1408.7	1463.9	1518.7	1583.4	1648.1
10°	946.0	966.4	986.4	1026.4	1066.5	1118.5	1170.3	1227.9	1285.5	1349.3	1412.7
12.5°	765.8	792.9	819.7	867.8	915.8	978.1	1040.0	1104.1	1167.8	1223.9	1280.0
15°	605.0	634.6	663.9	714.7	765.5	833.9	902.0	971.9	1041.5	1108.7	1175.8
17.5°	471.9	496.3	520.3	563.4	606.2	672.5	738.7	812.0	885.3	967.3	1048.9
20°	380.8	390.9	401.1	432.2	463.0	516.9	570.5	645.4	720.2	818.2	916.1
22.5°	333.6	338.9	343.8	358.9	373.7	408.5	443.0	509.2	575.1	682.0	788.6
25°	305.3	309.3	313.3	323.1	333.0	349.6	366.3	412.8	459.3	564.4	669.1
27.5°	279.7	285.9	291.7	296.3	300.7	312.1	323.1	353.6	384.1	482.1	579.8
30°	261.2	263.4	265.5	272.6	279.4	291.1	302.8	324.1	345.3	428.2	510.8
32.5°	239.7	242.7	245.8	253.2	260.6	271.4	282.2	299.4	316.4	387.2	457.8
35°	220.3	223.3	226.4	233.8	240.9	252.6	264.0	278.5	292.7	354.3	415.9
37.5°	208.2	211.3	214.4	220.9	227.0	238.7	250.1	261.5	272.6	329.6	386.6
40°	198.1	201.2	204.2	210.4	216.3	227.7	238.7	248.3	257.8	311.1	364.4
42.5°	189.1	192.5	195.9	202.1	207.9	218.1	228.3	240.9	253.2	295.1	336.7
45°	181.8	185.1	188.2	195.0	201.8	211.6	221.5	239.0	256.6	286.8	317.0
47.5°	175.0	178.7	182.1	189.5	196.8	209.2	221.2	236.0	250.4	280.3	310.2
50°	168.5	172.8	177.1	186.1	194.7	215.3	235.7	237.8	239.7	275.1	310.2
52.5°	162.3	167.3	172.2	183.3	194.1	218.1	242.1	234.4	226.4	265.2	304.0
55°	156.2	160.5	164.5	178.1	191.6	209.2	226.7	216.6	206.1	246.8	287.4
57.5°	147.9	152.5	156.8	171.3	185.8	198.1	210.1	200.9	191.3	225.8	260.0
60°	139.2	144.5	149.7	168.2	186.4	184.2	181.8	179.9	177.7	202.4	227.0
62.5°	131.5	137.1	142.6	166.7	190.7	175.9	161.1	162.7	163.9	182.1	200.2
65°	123.8	129.4	134.6	146.6	158.6	152.8	146.9	149.4	151.6	169.4	187.3
67.5°	115.2	120.1	124.8	128.8	132.8	133.4	134.0	136.5	138.9	160.2	181.1
70°	105.7	109.7	113.7	116.4	118.9	120.1	121.1	124.1	127.2	150.3	173.4
72.5°	94.9	98.3	101.3	103.8	106.3	107.2	107.8	110.9	114.0	138.6	163.3
75°	83.2	85.9	88.4	90.6	92.7	94.0	95.2	97.3	99.5	126.3	152.8
77.5°	70.2	73.0	75.5	77.3	78.9	80.1	81.0	83.8	86.6	109.1	131.2
80°	54.8	58.2	61.3	62.8	64.1	64.4	64.4	66.8	69.3	85.3	101.0
82.5°	38.8	42.5	45.9	47.1	48.4	48.4	48.4	51.1	53.9	64.7	75.2
85°	22.8	26.8	30.5	31.7	33.0	33.6	33.9	35.1	36.0	43.7	51.1
87.5°	7.1	10.5	13.6	14.2	14.8	16.0	17.3	17.6	17.6	22.8	28.0
90°	0.0	0.0	0.0	0.0	0.0	0.0	0.0	0.0	0.0	0.0	0.0
92.5°	0.0	0.0	0.0	0.0	0.0	0.0	0.0	0.0	0.0	0.0	0.0
95°	0.0	0.0	0.0	0.0	0.0	0.0	0.0	0.0	0.0	0.0	0.0
97.5°	0.0	0.0	0.0	0.0	0.0	0.0	0.0	0.0	0.0	0.0	0.0
100°	0.0	0.0	0.0	0.0	0.0	0.0	0.0	0.0	0.0	0.0	0.0
102.5°	0.0	0.0	0.0	0.0	0.0	0.0	0.0	0.0	0.0	0.0	0.0
105°	0.0	0.0	0.0	0.0	0.0	0.0	0.0	0.0	0.0	0.0	0.0
107.5°	0.0	0.0	0.0	0.0	0.0	0.0	0.0	0.0	0.0	0.0	0.0



REPORT NUMBER: P386531  
 CATALOG NUMBER: GWC-SA2B-722-U-SLL

**CANDELA DISTRIBUTION (continued):**

	275°	280°	285°	290°	295°	300°	305°	310°	315°	320°	325°
112.5°	0.0	0.0	0.0	0.0	0.0	0.0	0.0	0.0	0.0	0.0	0.0
115°	0.0	0.0	0.0	0.0	0.0	0.0	0.0	0.0	0.0	0.0	0.0
117.5°	0.0	0.0	0.0	0.0	0.0	0.0	0.0	0.0	0.0	0.0	0.0
120°	0.0	0.0	0.0	0.0	0.0	0.0	0.0	0.0	0.0	0.0	0.0
122.5°	0.0	0.0	0.0	0.0	0.0	0.0	0.0	0.0	0.0	0.0	0.0
125°	0.0	0.0	0.0	0.0	0.0	0.0	0.0	0.0	0.0	0.0	0.0
127.5°	0.0	0.0	0.0	0.0	0.0	0.0	0.0	0.0	0.0	0.0	0.0
130°	0.0	0.0	0.0	0.0	0.0	0.0	0.0	0.0	0.0	0.0	0.0
132.5°	0.0	0.0	0.0	0.0	0.0	0.0	0.0	0.0	0.0	0.0	0.0
135°	0.0	0.0	0.0	0.0	0.0	0.0	0.0	0.0	0.0	0.0	0.0
137.5°	0.0	0.0	0.0	0.0	0.0	0.0	0.0	0.0	0.0	0.0	0.0
140°	0.0	0.0	0.0	0.0	0.0	0.0	0.0	0.0	0.0	0.0	0.0
142.5°	0.0	0.0	0.0	0.0	0.0	0.0	0.0	0.0	0.0	0.0	0.0
145°	0.0	0.0	0.0	0.0	0.0	0.0	0.0	0.0	0.0	0.0	0.0
147.5°	0.0	0.0	0.0	0.0	0.0	0.0	0.0	0.0	0.0	0.0	0.0
150°	0.0	0.0	0.0	0.0	0.0	0.0	0.0	0.0	0.0	0.0	0.0
152.5°	0.0	0.0	0.0	0.0	0.0	0.0	0.0	0.0	0.0	0.0	0.0
155°	0.0	0.0	0.0	0.0	0.0	0.0	0.0	0.0	0.0	0.0	0.0
157.5°	0.0	0.0	0.0	0.0	0.0	0.0	0.0	0.0	0.0	0.0	0.0
160°	0.0	0.0	0.0	0.0	0.0	0.0	0.0	0.0	0.0	0.0	0.0
162.5°	0.0	0.0	0.0	0.0	0.0	0.0	0.0	0.0	0.0	0.0	0.0
165°	0.0	0.0	0.0	0.0	0.0	0.0	0.0	0.0	0.0	0.0	0.0
167.5°	0.0	0.0	0.0	0.0	0.0	0.0	0.0	0.0	0.0	0.0	0.0
170°	0.0	0.0	0.0	0.0	0.0	0.0	0.0	0.0	0.0	0.0	0.0
172.5°	0.0	0.0	0.0	0.0	0.0	0.0	0.0	0.0	0.0	0.0	0.0
175°	0.0	0.0	0.0	0.0	0.0	0.0	0.0	0.0	0.0	0.0	0.0
177.5°	0.0	0.0	0.0	0.0	0.0	0.0	0.0	0.0	0.0	0.0	0.0
180°	0.0	0.0	0.0	0.0	0.0	0.0	0.0	0.0	0.0	0.0	0.0



REPORT NUMBER: P386531  
 CATALOG NUMBER: GWC-SA2B-722-U-SLL

**CANDELA DISTRIBUTION (continued):**

	330°	335°	340°	345°	350°	355°	360°
0°	2347.4	2347.4	2347.4	2347.4	2347.4	2347.4	2347.4
2.5°	2309.5	2340.9	2377.6	2413.9	2445.0	2476.1	2502.0
5°	2052.6	2115.7	2193.0	2270.0	2338.7	2407.4	2487.2
7.5°	1729.7	1811.4	1911.5	2011.6	2108.6	2205.4	2328.0
10°	1495.9	1578.8	1684.7	1790.4	1899.5	2008.2	2146.8
12.5°	1347.4	1414.6	1517.2	1619.7	1747.9	1875.7	2009.1
15°	1249.5	1322.8	1422.6	1522.4	1662.6	1802.7	1956.1
17.5°	1145.0	1240.8	1368.7	1496.5	1662.6	1828.3	2009.1
20°	1035.7	1154.9	1320.6	1486.4	1710.0	1933.3	2164.1
22.5°	926.6	1064.6	1277.2	1489.4	1781.8	2073.8	2385.3
25°	828.4	987.6	1250.7	1513.5	1886.2	2258.6	2644.9
27.5°	753.8	927.5	1239.9	1552.0	2018.7	2485.4	2927.4
30°	687.6	864.4	1227.0	1589.6	2146.2	2702.5	3148.3
32.5°	630.3	802.8	1202.0	1601.0	2235.2	2869.5	3335.3
35°	585.3	754.7	1160.1	1565.5	2291.0	3016.5	3530.0
37.5°	546.5	706.4	1112.4	1518.4	2340.6	3162.8	3749.0
40°	509.5	654.6	1071.4	1487.9	2409.0	3330.1	3980.4
42.5°	474.4	612.1	1038.4	1464.8	2472.4	3479.8	4182.7
45°	448.2	579.4	1009.2	1438.6	2513.4	3588.2	4335.2
47.5°	435.3	560.0	993.5	1426.6	2554.4	3681.9	4461.8
50°	433.4	556.7	1011.3	1466.0	2643.1	3819.9	4606.6
52.5°	433.1	562.2	1062.8	1563.4	2807.9	4052.1	4763.4
55°	426.7	565.6	1124.1	1682.3	3029.1	4375.6	5045.3
57.5°	406.9	553.9	1187.2	1820.3	3262.9	4705.2	5362.9
60°	376.4	525.5	1239.3	1952.7	3420.0	4887.0	5485.2
62.5°	338.2	475.9	1256.5	2036.8	3415.7	4794.5	5362.0
65°	305.6	423.9	1199.9	1975.5	3242.9	4509.9	5118.3
67.5°	276.6	371.8	1058.2	1744.2	2932.0	4119.6	4808.4
70°	255.7	337.6	875.5	1413.3	2543.0	3672.3	4449.5
72.5°	242.4	321.3	713.8	1105.9	2063.6	3021.1	3806.0
75°	224.3	295.7	560.0	824.0	1579.4	2334.7	2874.8
77.5°	190.4	249.2	422.0	594.9	1158.9	1722.6	1999.3
80°	146.9	192.5	290.2	387.8	797.5	1207.3	1363.1
82.5°	104.7	134.3	175.9	217.5	529.9	841.9	854.8
85°	64.7	78.2	100.7	123.2	350.6	577.9	481.5
87.5°	34.8	41.6	53.3	64.7	112.1	159.6	91.8
90°	0.0	0.0	0.0	0.0	0.0	0.0	0.0
92.5°	0.0	0.0	0.0	0.0	0.0	0.0	0.0
95°	0.0	0.0	0.0	0.0	0.0	0.0	0.0
97.5°	0.0	0.0	0.0	0.0	0.0	0.0	0.0
100°	0.0	0.0	0.0	0.0	0.0	0.0	0.0
102.5°	0.0	0.0	0.0	0.0	0.0	0.0	0.0
105°	0.0	0.0	0.0	0.0	0.0	0.0	0.0
107.5°	0.0	0.0	0.0	0.0	0.0	0.0	0.0



REPORT NUMBER: P386531  
 CATALOG NUMBER: GWC-SA2B-722-U-SLL

**CANDELA DISTRIBUTION (continued):**

	330°	335°	340°	345°	350°	355°	360°
112.5°	0.0	0.0	0.0	0.0	0.0	0.0	0.0
115°	0.0	0.0	0.0	0.0	0.0	0.0	0.0
117.5°	0.0	0.0	0.0	0.0	0.0	0.0	0.0
120°	0.0	0.0	0.0	0.0	0.0	0.0	0.0
122.5°	0.0	0.0	0.0	0.0	0.0	0.0	0.0
125°	0.0	0.0	0.0	0.0	0.0	0.0	0.0
127.5°	0.0	0.0	0.0	0.0	0.0	0.0	0.0
130°	0.0	0.0	0.0	0.0	0.0	0.0	0.0
132.5°	0.0	0.0	0.0	0.0	0.0	0.0	0.0
135°	0.0	0.0	0.0	0.0	0.0	0.0	0.0
137.5°	0.0	0.0	0.0	0.0	0.0	0.0	0.0
140°	0.0	0.0	0.0	0.0	0.0	0.0	0.0
142.5°	0.0	0.0	0.0	0.0	0.0	0.0	0.0
145°	0.0	0.0	0.0	0.0	0.0	0.0	0.0
147.5°	0.0	0.0	0.0	0.0	0.0	0.0	0.0
150°	0.0	0.0	0.0	0.0	0.0	0.0	0.0
152.5°	0.0	0.0	0.0	0.0	0.0	0.0	0.0
155°	0.0	0.0	0.0	0.0	0.0	0.0	0.0
157.5°	0.0	0.0	0.0	0.0	0.0	0.0	0.0
160°	0.0	0.0	0.0	0.0	0.0	0.0	0.0
162.5°	0.0	0.0	0.0	0.0	0.0	0.0	0.0
165°	0.0	0.0	0.0	0.0	0.0	0.0	0.0
167.5°	0.0	0.0	0.0	0.0	0.0	0.0	0.0
170°	0.0	0.0	0.0	0.0	0.0	0.0	0.0
172.5°	0.0	0.0	0.0	0.0	0.0	0.0	0.0
175°	0.0	0.0	0.0	0.0	0.0	0.0	0.0
177.5°	0.0	0.0	0.0	0.0	0.0	0.0	0.0
180°	0.0	0.0	0.0	0.0	0.0	0.0	0.0

Signify Classified - Internal  
Cooper Lighting Solutions Photometric Lab  
1121 Highway 74 South  
Peachtree City, GA 30269

Scaled Data Report



Report Generated By 670245982

Signify Classified - Internal  
Cooper Lighting Solutions Photometric Lab  
1121 Highway 74 South  
Peachtree City, GA 30269

Scaled Data Report



Signify Classified - Internal  
Cooper Lighting Solutions Photometric Lab  
1121 Highway 74 South  
Peachtree City, GA 30269

Scaled Data Report



Signify Classified - Internal  
Cooper Lighting Solutions Photometric Lab  
1121 Highway 74 South  
Peachtree City, GA 30269

Scaled Data Report







--- HS — SS



u



110°	0.0	0.0	0.0	0.0	0.0	0.0	0.0	0.0	0.0	0.0	0.0
------	-----	-----	-----	-----	-----	-----	-----	-----	-----	-----	-----

Signify Classified - Internal  
Cooper Lighting Solutions Photometric Lab  
1121 Highway 74 South  
Peachtree City, GA 30269

Scaled Data Report





110°	0.0	0.0	0.0	0.0	0.0	0.0	0.0	0.0	0.0	0.0	0.0	0.0
------	-----	-----	-----	-----	-----	-----	-----	-----	-----	-----	-----	-----

Signify Classified - Internal  
Cooper Lighting Solutions Photometric Lab  
1121 Highway 74 South  
Peachtree City, GA 30269

Scaled Data Report





110°	0.0	0.0	0.0	0.0	0.0	0.0	0.0	0.0	0.0	0.0	0.0
------	-----	-----	-----	-----	-----	-----	-----	-----	-----	-----	-----

Signify Classified - Internal  
Cooper Lighting Solutions Photometric Lab  
1121 Highway 74 South  
Peachtree City, GA 30269

Scaled Data Report







110°	0.0	0.0	0.0	0.0	0.0	0.0	0.0	0.0	0.0	0.0	0.0
------	-----	-----	-----	-----	-----	-----	-----	-----	-----	-----	-----

Signify Classified - Internal  
Cooper Lighting Solutions Photometric Lab  
1121 Highway 74 South  
Peachtree City, GA 30269

Scaled Data Report





110°	0.0	0.0	0.0	0.0	0.0	0.0	0.0	0.0	0.0	0.0	0.0
------	-----	-----	-----	-----	-----	-----	-----	-----	-----	-----	-----

Signify Classified - Internal  
Cooper Lighting Solutions Photometric Lab  
1121 Highway 74 South  
Peachtree City, GA 30269

Scaled Data Report





110°	0.0	0.0	0.0	0.0	0.0	0.0	0.0	0.0	0.0	0.0	0.0
------	-----	-----	-----	-----	-----	-----	-----	-----	-----	-----	-----

Signify Classified - Internal  
Cooper Lighting Solutions Photometric Lab  
1121 Highway 74 South  
Peachtree City, GA 30269

Scaled Data Report





110°	0.0	0.0	0.0	0.0	0.0	0.0	0.0
------	-----	-----	-----	-----	-----	-----	-----

Signify Classified - Internal  
Cooper Lighting Solutions Photometric Lab  
1121 Highway 74 South  
Peachtree City, GA 30269

Scaled Data Report



(END OF REPORT)